
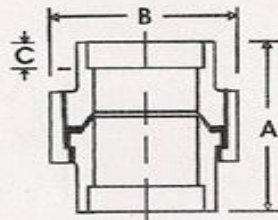


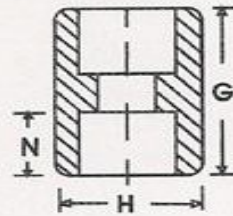
SOCKET WELDING FITTINGS ■ ANSI B 16.11 - 1973



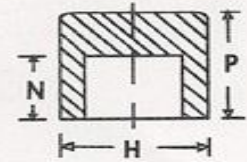
CROSS



UNION



COUPLING



CAP

3000 POUND

Nominal Pipe size	CROSS				UNION				COUPLING				CAP			
	A	D	E	APPROX WEIGHT	A	B	C	APPROX WEIGHT	G	H	N	APPROX WEIGHT	H	N	P	APPROX WEIGHT
6	21	22	11	0.14	42	32	10	0.15	25	19	10	0.06	19	10	16	0.06
8	21	22	11	0.14	44	32	10	0.15	25	22	10	0.06	22	10	17	0.06
10	25	25	14	0.14	51	38	10	0.28	29	25	11	0.09	25	11	19	0.09
15	29	33	16	0.37	54	46	10	0.38	35	32	13	0.11	32	13	22	0.11
20	33	38	19	0.51	57	51	13	0.45	38	38	14	0.17	38	14	25	0.17
25	38	46	22	0.71	69	60	13	0.71	44	45	16	0.34	45	16	27	0.20
32	44	56	27	1.11	72	72	13	1.20	48	56	17	0.51	56	17	30	0.48
40	51	62	32	1.47	80	80	13	1.50	51	63	19	0.59	63	19	33	0.54
50	60	75	38	2.49	89	95	16	2.58	64	75	22	0.91	75	22	40	0.91
65	76	92	41	7.17	118	125	16	6.10	64	92	22	1.49	92	22	43	1.36
80	86	110	57	9.16	130	144	16	8.79	70	110	25	2.07	110	25	49	2.10
100	106	146	67	14.29	150	176	20	13.49	76	138	29	3.91	138	29	55	3.86

6000 POUND

6	21	22	11	0.45	44	32	10	0.51	25	19	10	0.05	19	11	24	0.05
8	25	25	14	0.45	51	38	10	0.51	25	25	10	0.10	25	11	24	0.10
10	29	33	16	0.45	54	46	10	0.65	29	28	11	0.17	28	11	24	0.17
15	33	38	19	0.54	57	51	10	0.91	35	34	13	0.23	34	13	25	0.17
20	38	46	22	1.13	69	60	13	1.81	38	40	14	0.34	40	14	27	0.29
25	44	56	27	1.81	72	72	13	2.00	44	50	16	0.71	50	16	32	0.54
32	51	62	32	2.33	80	80	13	2.49	48	59	17	0.82	59	17	35	0.63
40	60	75	38	4.08	89	95	13	3.90	51	67	19	1.36	67	19	38	1.02
50	64	84	41	4.31	118	125	16	6.49	64	83	22	2.15	83	22	46	1.31

9000 POUND

15	33	38	19	1.24	57	51	10	0.98	35	40	13	0.23	40	13	27	0.30
20	38	46	22	2.04	69	60	13	1.90	38	48	14	0.34	48	14	32	0.55
25	44	56	27	2.60	72	72	13	2.10	44	56	16	0.71	56	16	35	0.65
32	51	62	32	4.17	80	80	13	2.60	48	67	17	0.82	67	17	38	1.05
40	60	75	38	5.25	89	95	13	4.10	51	74	19	1.36	74	19	46	1.35
50	64	84	41	10.05	118	125	16	6.60	64	90	22	2.15	90	22	51	2.95

NOTES : All dimensions given in millimetre. Approx weights given in Kg.
 Half Couplings and Reducing couplings are available with same overall dimensions as straight couplings.
 3000 pound fittings are regularly used for both Schedule 40 and Schedule 80 pipe and warrant the Schedule 80 rating.
 6000 pound fittings are regularly used for Schedule 160 pipe and warrant the Schedule 160 rating.
 9000 pound fittings are regularly used for Schedule XXS pipe and warrant the Schedule XXS rating.
 All Unions are with Octagonal Nuts. For common dimensions, refer to Socket Welding Fittings, Elbows, Tees etc.