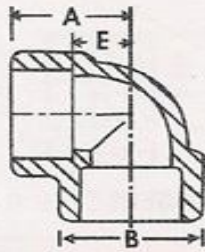
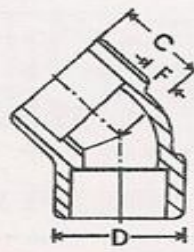


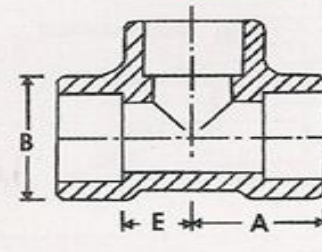
# SOCKET WELDING FITTINGS ■ ANSI B 16.11 - 1973



**90° ELBOW**



**45° ELBOW**



**TEE**

**3000 POUND**

Nominal Pipe Size	Comm. Diameter of Socket Min.	Comm. Diam. of Bore		90° ELBOW				45° ELBOW				TEE			
		Min.	Max.	A	B	E	Approx Weight	C	D	F	Approx Weight	A	B	E	Approx Weight
6	10.65	6.10	7.60	21	22	11	0.06	17	22	8	0.06	21	22	11	0.11
8	14.10	8.50	10.00	21	22	11	0.06	17	22	8	0.06	21	22	11	0.11
10	17.55	11.80	13.30	25	25	14	0.11	19	25	8	0.09	25	25	14	0.14
15	21.70	15.00	16.60	29	33	16	0.23	22	33	11	0.20	29	33	16	0.31
20	27.05	20.20	21.70	33	38	19	0.31	25	38	12	0.23	33	38	19	0.40
25	33.80	25.90	27.40	38	46	22	0.48	29	46	14	0.40	38	46	22	0.65
32	42.55	34.30	35.80	44	56	27	0.74	33	56	18	0.59	44	56	27	0.97
40	48.65	40.10	41.70	51	62	32	0.97	35	62	21	0.79	51	62	32	1.11
50	61.10	51.70	53.50	60	75	38	1.61	43	75	25	1.30	60	75	38	2.01
65	73.80	61.20	64.20	76	92	41	2.89	52	92	29	3.35	76	92	41	4.03
80	89.80	76.40	79.50	86	110	57	4.94	64	110	32	5.22	86	110	57	6.21
100	115.45	100.70	103.80	106	146	67	10.75	79	146	41	8.96	106	146	67	12.90

**6000 POUND**

6	10.65	3.20	4.80	21	22	11	0.23	17	22	8	0.25	21	22	11	0.45
8	14.10	5.60	7.10	25	25	14	0.40	19	25	8	0.31	25	25	14	0.48
10	17.55	8.40	9.90	29	33	16	0.23	22	33	11	0.25	29	33	16	0.45
15	21.70	11.00	12.50	33	38	19	0.40	25	38	12	0.31	33	38	19	0.48
20	27.05	14.80	16.30	38	46	22	0.65	29	46	14	0.59	38	46	22	0.93
25	33.80	19.90	21.50	44	56	27	1.13	33	56	18	0.91	44	56	27	1.53
32	42.55	28.70	30.20	51	62	32	1.47	35	62	21	1.19	51	62	32	1.96
40	48.65	33.20	34.70	60	75	38	2.36	43	75	25	2.15	60	75	38	3.54
50	61.10	42.10	43.60	64	84	41	2.89	45	84	29	2.67	64	84	41	3.94

**9000 POUND**

15	21.70	5.60	7.20	33	38	19	0.60	25	38	12	0.47	33	38	19	0.72
20	27.05	10.30	11.80	38	46	22	0.95	29	46	14	0.89	38	46	22	1.40
25	33.80	14.50	16.00	44	56	27	1.70	33	56	18	1.37	44	56	27	2.30
32	42.55	22.00	23.50	51	62	32	2.20	35	62	21	2.79	51	62	32	2.94
40	48.65	27.20	28.70	60	75	38	3.54	43	75	25	3.23	60	75	38	5.31
50	61.10	37.40	38.90	64	84	41	4.34	45	84	29	4.00	64	84	41	5.91

NOTES : All dimensions given in millimetre. Approx weights given in Kg.  
 3000 pound fittings are regularly used for both Schedule 40 and Schedule 80 pipe and warrant the Schedule 80 rating.  
 6000 pound fittings are regularly used for Schedule 160 pipe and warrant the Schedule 160 rating.  
 9000 pound fittings are regularly used for Schedule XXS pipe and warrant the Schedule XXS rating.  
 Reducing fittings are furnished by boring straight size blanks.