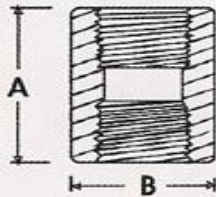
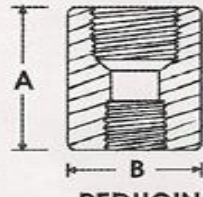


**SCREWED FITTINGS ■ ANSI B 16.11 - 1973**



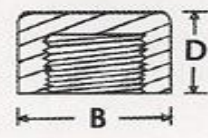
**COUPLING**



**REDUCING  
COUPLING**



**HALF  
COUPLING**



**CAP**

**3000 POUND**

Nominal Pipe Size	Common Diameter B	COUPLING		REDUCING COUPLING		HALF COUPLING		CAP	
		A	Approx Weight	A	Approx Weight	C	Approx Weight	D	Approx Weight
6	16	32	0.06	—	—	16	0.03	19	0.02
8	19	35	0.06	35	0.06	18	0.03	25	0.03
10	22	38	0.11	38	0.11	19	0.09	25	0.06
15	29	48	0.11	48	0.11	24	0.09	32	0.11
20	35	51	0.20	51	0.20	26	0.11	37	0.14
25	44	60	0.29	60	0.29	30	0.14	41	0.23
32	57	67	0.71	67	0.71	34	0.34	44	0.45
40	64	79	0.99	79	0.99	40	0.51	44	0.74
50	76	86	1.42	86	1.42	43	0.71	48	1.42
65	92	92	1.81	92	1.81	46	0.91	60	2.27
80	108	108	3.06	108	3.06	54	1.53	65	3.86
100	140	121	7.60	121	7.60	61	3.80	68	6.35

**6000 POUND**

6	22	32	0.09	—	—	16	0.04	—	0.03
8	25	35	0.09	35	0.09	18	0.04	27	0.06
10	32	38	0.11	38	0.11	19	0.06	27	0.11
15	38	48	0.23	48	0.23	24	0.11	33	0.14
20	44	51	0.45	51	0.45	26	0.23	38	0.23
25	57	60	0.97	60	0.97	30	0.48	43	0.48
32	64	67	1.08	67	1.08	34	0.54	46	0.75
40	76	79	1.99	79	1.99	40	0.99	48	1.42
50	92	86	3.52	86	3.52	43	1.76	51	2.27
65	108	92	4.88	92	4.88	46	2.44	64	3.86
80	127	108	6.12	108	6.12	54	3.06	68	6.35
100	159	121	11.11	121	11.11	61	5.56	75	10.43

**NOTES :** All dimensions given in millimetre. Approx weights given in Kg.  
 3000 pound fittings may be rated the same as Schedule 80 threaded pipe.  
 6000 pound fittings may be rated the same as Double Extra Strong threaded pipe.  
 Screwed Coupling, Reducing Couplings, Half Couplings and Caps are manufactured in 3000 & 6000 Pound classes only.  
 All items on this page are manufactured from bar stock or forgings, depending upon size and type of fittings.  
 All dimensions herein above are nominal.