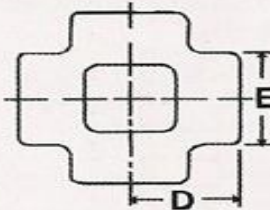
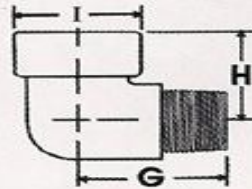


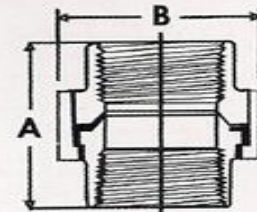
**SCREWED FITTINGS ■ ANSI B 16.11 - 1973**



**CROSS**



**STREET ELBOW**



**UNION**

**2000 POUND**

Nominal Pipe Size	CROSS			STREET ELBOW				UNION		
	D	E	Approx Weight	G	H	I	Approx Weight	A	B	Approx Weight
6	21	22	0.23					42	32	0.14
8	21	22	0.23					44	32	0.14
10	25	25	0.23					51	38	0.20
15	29	33	0.40					54	46	0.34
20	33	38	0.51					57	51	0.43
25	38	46	0.77					69	60	0.65
32	44	56	1.13					72	72	0.97
40	51	62	1.45					80	80	1.25
50	60	75	2.38					89	95	2.01
65	76	92	7.46					113	125	5.50
80	86	110	8.85					130	144	8.00
100	106	146	14.83					150	170	12.80

**3000 POUND**

6	21	22	0.20	32	22	27	0.11	42	32	0.14
8	25	25	0.27	32	22	27	0.11	44	32	0.14
10	29	33	0.45	38	25	32	0.17	51	38	0.20
15	33	38	0.68	41	29	38	0.23	54	46	0.34
20	38	46	1.13	48	35	44	0.40	57	51	0.43
25	44	56	1.61	57	44	51	0.65	69	60	0.65
32	51	62	1.87	67	51	62	1.02	72	72	0.97
40	60	75	2.95	71	54	70	1.36	80	80	1.25
50	64	84	3.69	84	64	84	2.35	89	95	2.01
65	83	102	7.60	—	—	—	—	118	125	5.50
80	95	121	8.96	—	—	—	—	130	144	8.00
100	114	152	14.52	—	—	—	—	150	176	12.80

**6000 POUND**

6	25	25	0.25	—	—	—	—	44	32	0.45
8	29	33	0.54	38	25	32	0.17	51	38	0.45
10	33	38	0.68	41	29	38	0.20	54	46	0.59
15	38	46	1.25	48	35	44	0.45	57	51	0.85
20	44	56	1.96	57	44	51	0.74	69	60	1.39
25	51	62	2.55	67	51	62	1.13	72	72	1.76
32	60	75	4.88	71	54	70	1.67	80	80	3.01
40	64	84	5.22	84	64	84	2.92	89	95	4.00
50	83	102	10.07	—	—	—	—	118	125	6.10
65	95	121	12.47	—	—	—	—	130	144	9.40
80	106	146	24.50	—	—	—	—	150	176	15.50
100	114	152	34.52	—	—	—	—	—	—	—

NOTES : All dimensions given in millimetre. Approx weights given in Kg.  
 2000 pound fittings may be rated the same as Schedule 40 threaded pipe.  
 3000 pound fittings may be rated the same as Schedule 80 threaded pipe.  
 6000 pound fittings may be rated the same as Double Extra Strong threaded pipe.  
 Reducing fittings are furnished by boring and tapping straight size blanks.  
 All dimensions herein above are nominal.